








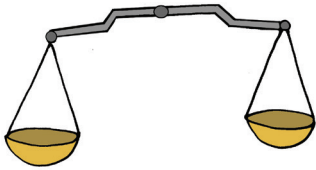



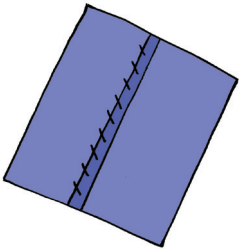


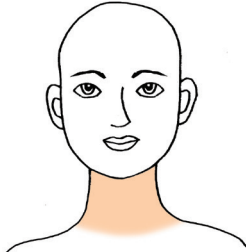








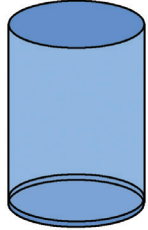



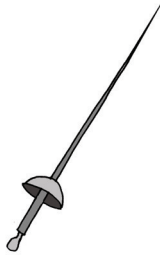







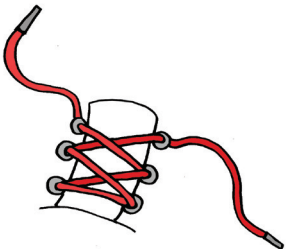
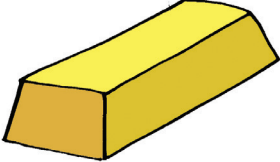



Ćwiczenie 8. Kalejdoskop obrazkowy I

Cel: Utrwalanie wymowy głoski „sz” w nagłosie wyrazów.

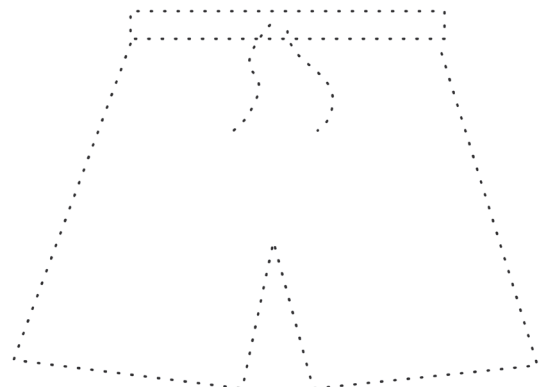
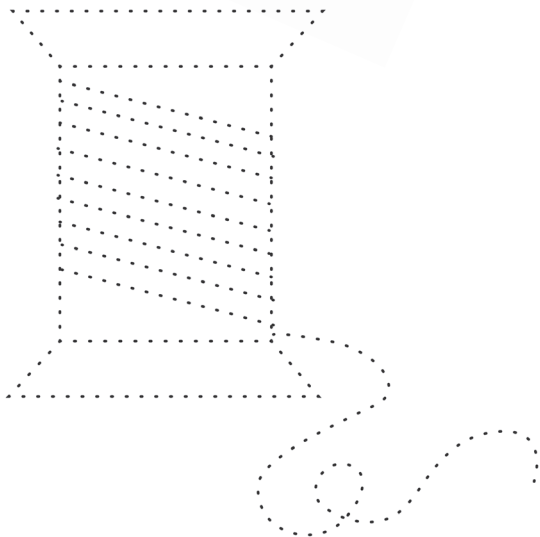

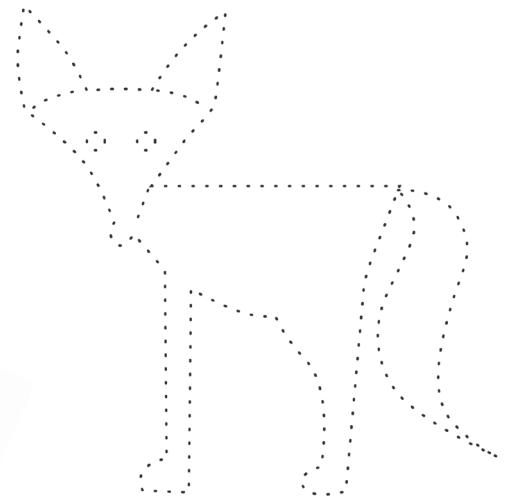
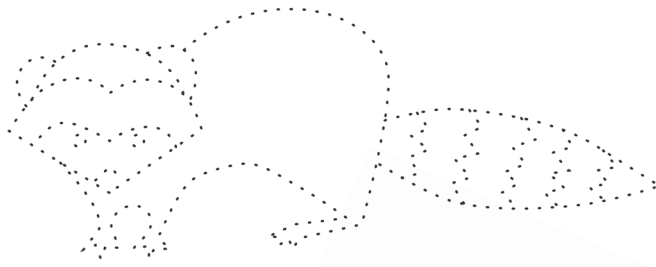
Polecenie:

1. Nazwij prawidłowo obrazki.

			
szop	szopa	szorty	szofer
			
szuflada	szufelka	szafa	szachy
			
szakal	szala (na wadze)	szalik	szabla
			
szampon	szew	szejk	szeryf
			
szyja	szynka	Szymek	szypułka

 <p>szkoła</p>	 <p>szkapa</p>	 <p>szkło</p>	 <p>szklanka</p>
 <p>szkatułka</p>	 <p>szmatka</p>	 <p>szminka</p>	 <p>szpada</p>
 <p>szpony</p>	 <p>szpulka</p>	 <p>szpilka</p>	 <p>szpital</p>
 <p>szpinak</p>	 <p>szlaban</p>	 <p>sznurek</p>	 <p>sznurówki</p>
 <p>sztabka</p>	 <p>sztandar</p>	 <p>sztaluga</p>	 <p>sztuka (np. obrazy w ramach)</p>

2. Połącz kropki i nazwij rysunki.



szop, szorty, szakał, szpilką, szpilka, szalik